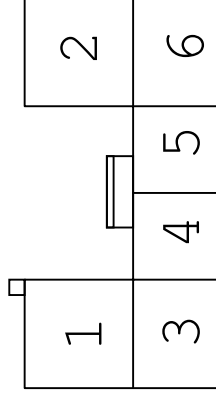


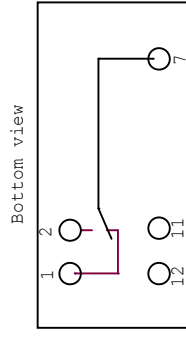
# Connector rear view

Hatch wire harness in right B pillar (Blue connector)



2  
4=Brake light (high mount) Green/white  
5=13.6v fuse 23 Blue/Yellow  
6

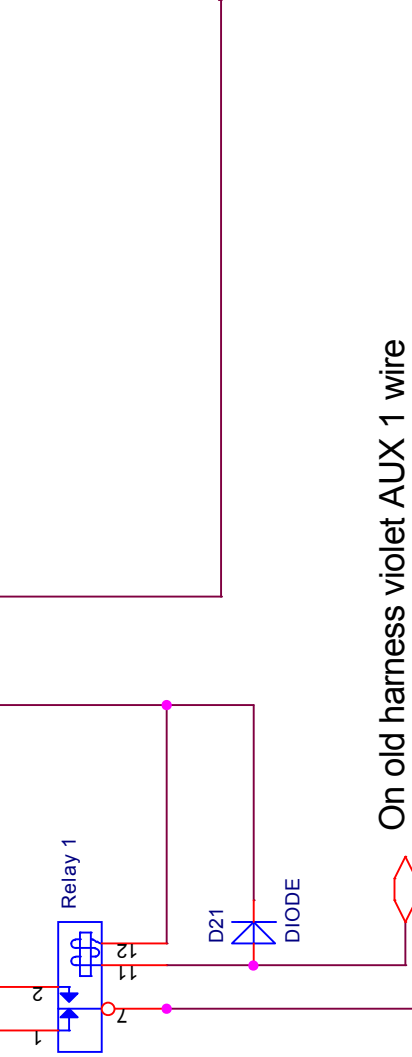
Cut the green/white wire (pin 4) and pass through relay



Fujitsu MZ-12HG-K-J

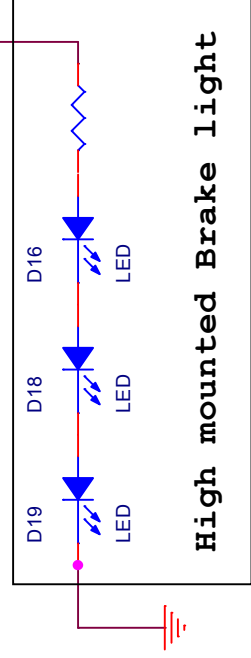
Relay 1

Splice into Blue/yellow wire from pin 5 (13.6V)



On old harness violet AUX 1 wire

On plug and play harness to AUX1 on distribution card



High mounted Brake light

Title <Title> MIMA auto regen brake light

Size A Document Number <Doc> Rev 0

Date: Tuesday, April 07, 2009 Sheet 1 of 1